


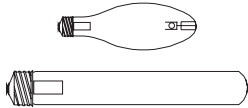
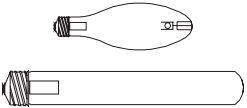
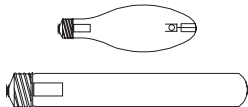
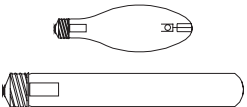


| REF. | POTÊNCIA | VS | MVM |
|----------|----------|---|---|
| DI-200/1 | 1000W |  |  |
| | 2000W | |  |

| REF. | POTÊNCIA | VS | MVM |
|----------|----------|---|---|
| DI-200/2 | 2x250W |  |  |
| | 2x400W |  |  |

